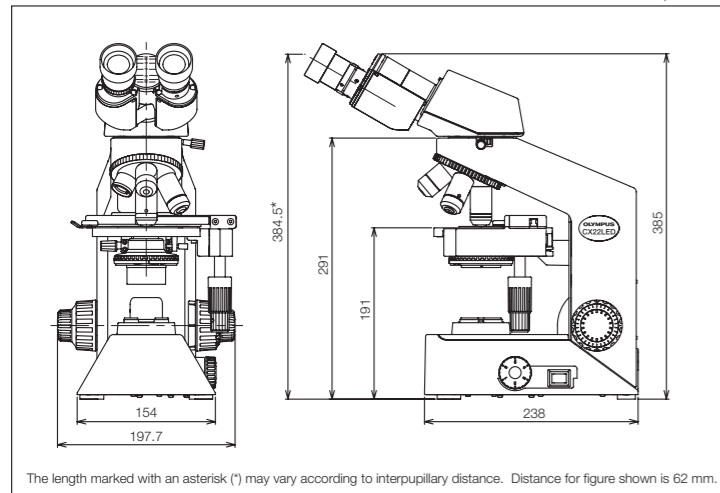


CX22LED/CX22 Specifications

Model	CX22LEDRF(S1/S2)	CX22RF(S1/S2)
Optical System	Infinity optical system	
Illumination System	Built-in transmitted illumination system, 0.5 W LED	Built-in transmitted illumination system, 6 V 20 W halogen bulb
Focusing	Stage height movement (coarse movement stroke: 20 mm) Fine focus graduation: 2.5 μm	
Revolving Nosepiece	Fixed quadruple nosepiece	
Stage	Wire movement mechanical fixed stage: 120 x 132 mm Traveling range: 76 mm (X) x 30 mm (Y) Single specimen holder	
Observation Tube	30° inclined binocular tube Interpupillary distance adjustment range: 48–75 mm Eyepoint adjustment: 377.8–427.7 mm	
Condenser	Abbe type with aperture iris diaphragm NA: 1.25	
Objectives	Plan objectives (anti-fungus) 4x NA: 0.10 W.D.: 27.8 mm 10x NA: 0.25 W.D.: 8.0 mm 40x NA: 0.65 W.D.: 0.6 mm 100xOil NA: 1.25 W.D.: 0.13 mm (CX22LEDRFS1/CX22RFS1 only)	
Eyeiece (10x)	Field Number (FN): 20 (anti-fungus)	
Optional Accessories	Mirror unit, 15x eyepiece (FN 12, anti-fungus), wooden storage box, filar micrometer, wire pointer, filter holder, darkfield stop, cord hanger (CH3-CH for CX22 : CX22LED-CH for CX22LED)	
Weight	Approx. 6 kg	
Rated Voltage/Electric Current	AC 100–240 V 50/60 Hz 0.4 A	AC 100–120/220–240 V 50/60 Hz 0.42/0.25 A
Power Consumption	1.7 W	18.5 W

CX22LED/CX22 Dimensions

(unit: mm)



Wooden storage box (option)

Dimensions: 268 (W) x 309 (D) x 474 (H) mm



Specimen courtesy of :
JAPANESE FOUNDATION FOR CANCER RESEARCH
Cancer Institute, Cancer Institute Hospital
Department of Pathology
Futoshi Akiyama, M.D., Ph.D.
Yuichi Ishikawa, M.D., Ph.D.

- OLYMPUS CORPORATION is ISO14001 certified.
- OLYMPUS CORPORATION is FM553994/ISO9001 certified.
- Illumination devices for microscope have suggested lifetimes. Periodic inspections are required. Please visit our web site for details.
- All company and product names are registered trademarks and/or trademarks of their respective owners.
- Specifications and appearances are subject to change without any notice or obligation on the part of the manufacturer.



ECO-PRODUCTS CX22LED/CX22 are the environmental conscious products according to OLYMPUS' own standards.



OLYMPUS CORPORATION
Shinjuku Monolith, 3-1, Nishi Shinjuku 2-chome, Shinjuku-ku, Tokyo, Japan
OLYMPUS EUROPA HOLDING GMBH
Wendenstrasse 14-18, 20097 Hamburg, Germany
OLYMPUS AMERICA INC.
3500 Corporate Parkway, Center Valley, Pennsylvania 18034-0610, U.S.A.
OLYMPUS SINGAPORE PTE LTD.
491B River Valley Road, #12-01/04 Valley Point Office Tower, Singapore 248373

OLYMPUS AUSTRALIA PTY. LTD.
31 Gilby Road, Mt. Waverley, VIC 3149, Melbourne, Australia.
OLYMPUS LATIN AMERICA, INC.
5301 Blue Lagoon Drive, Suite 290 Miami, FL 33126, U.S.A.
OLYMPUS (CHINA) CO., LTD.
A8F, Ping An International Financial Center, No. 1-3, Xinyuan South Road, Chaoyang District, Beijing, China, 100027

www.olympus.com

Printed in Japan M1730E-122011



Your Vision, Our Future

Biological Microscope
CX22LED/CX22
CX2 Series



Discover the New CX22 Series and Experience a New Standard in Biological Microscopes



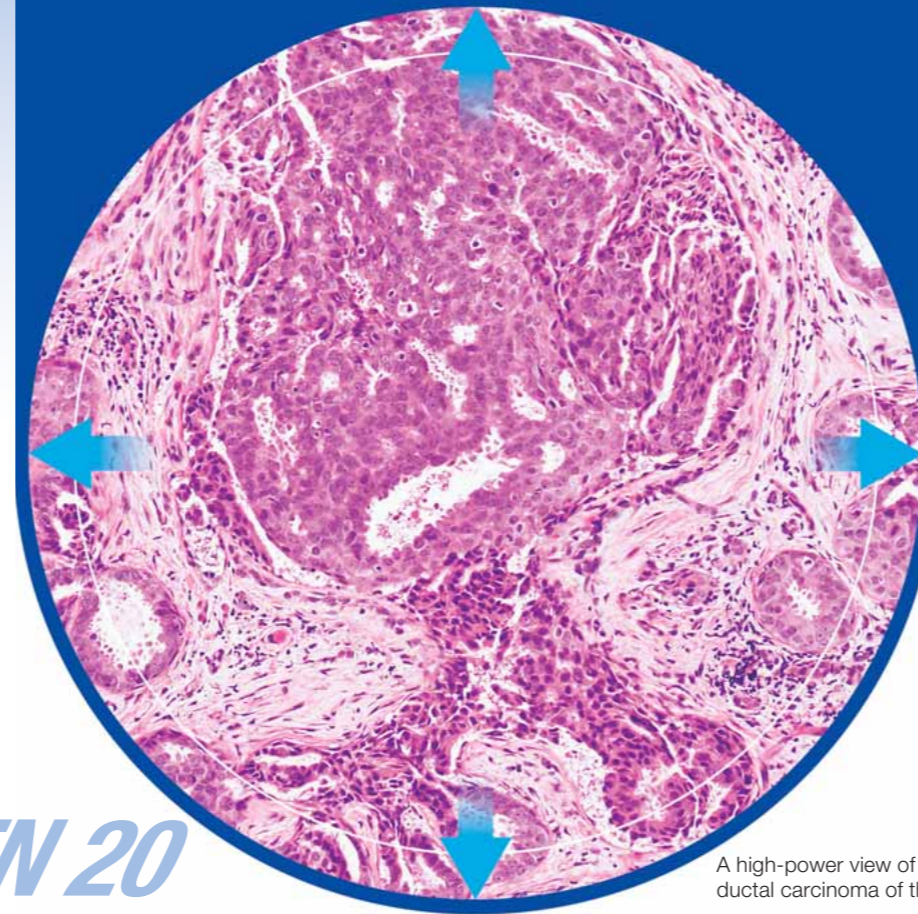
CX22LED

• CX22LED

The LED features a long service life of 20,000 hours, offers low power consumption, and is adjusted to deliver natural color tone.



A wider observation area by 23% than the former model improves efficiency



A high-power view of the noninvasive ductal carcinoma of the breast

CX22

• CX22

A high-intensity 6 V / 20 W halogen lamp enables intensity adjustment and facilitates observation of images with faithful color reproduction.



Expand Your Viewing Range while Maintaining Exceptional Flatness

Siedentopf Binocular Tube Supports Simple Eyepoint Adjustment

A new Siedentopf binocular tube enables to adjust wider range of eyepoint height from 378 mm to 428 mm from table top, which allows more users in different physique to observe in relax posture. What's more, the interpupillary distance can be adjusted within a range of 48 to 75 mm, with a scale provided for easy alignment as well as a mechanism for diopter adjustment. This lets the user make quick and accurate adjustments to match the diopter and interpupillary distance.



Specially Designed Pin Keeps Binocular Tube from Falling

With conventional microscopes, the binocular tube can sometimes fall off when it is rotated. The CX22 Series, however, comes with a specially designed pin that effectively eliminates such worries. The eyepieces, objectives, condenser, and other components are also secured to the microscope frame—preventing them from falling off or being lost during transfer.



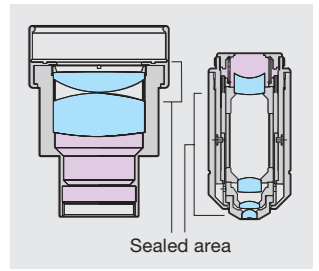
Seize the Coaxial Handle for a Smoother Kind of Focusing

Coarse focusing torque can be adjusted to suit the viewer's preferences and usage needs. A coaxial focusing knob allows both coarse and fine focal adjustment to be operated from either the left or right side.



Anti-fungus Coating for the Objectives, Eyepieces, and Observation Tube

Many microscopes are vulnerable to mold and fungi when used in hot, humid environments. The objectives, eyepieces, and observation tube of the CX22 Series have all undergone anti-fungus treatment, enabling optimal viewing and greater durability.



Focus on Safety, with a Stopper that Prevents Specimen Damage

With the CX22 series, there's no need to worry about the objective and the slide glass accidentally coming into contact. Simply lock the upper frame in position to protect the objectives and specimens from the possibility of damage. This function is also useful for quick refocusing when exchange specimen.



A Rackless Stage Allows for Free and Unhindered Access to Focusing and Stage Controls

The CX22 series features a wire-driven stage, offering smoother operation and outstanding durability. Since there's no protruding rack, there's also no risk of bumping your hand on the stage.



A Convenient Cord Hanger Takes the Stress Out of Storage and Transfer

The CX22 series has been designed around a compact frame with minimal protruding parts. While conventional microscopes often have a cumbersome power cord that can get in the way when transporting the microscope, the cord for the CX22 series can be wound around a handy hanger mounted on the back.

Tough Enough for Field Testing of Malaria, Tuberculosis, and Other Illnesses

The CX22 series has been specially designed to deliver ongoing performance, even in harsh environments and rigorous conditions. An optional reflection mirror is also available for use, even where power is not available.

